Carbon Steel Hydraulic Swivel Joint

Product Overview

Hydraulic Swivel Joints provide smooth, reliable rotational movement in high-pressure fluid transfer systems, helping to reduce hose twisting, mechanical stress and equipment wear.

Style 1

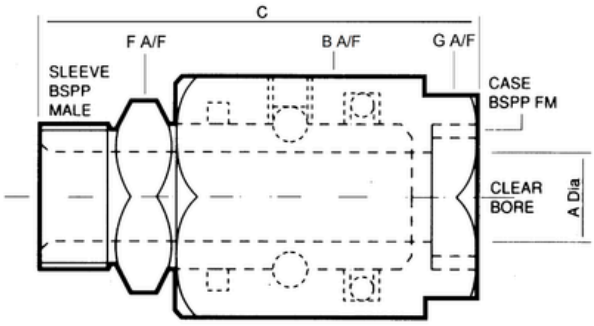

Style 2

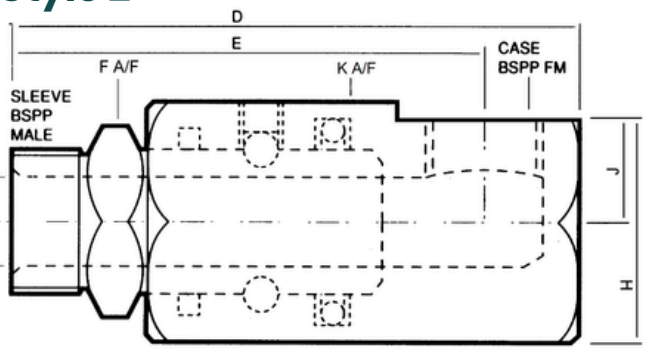

	Common Dimension				Style 1 (Straight) mm					Style 2 (90 degree) mm					
Thread BSPP	Size Ref	Bar	Max. RPM	Bore A Dia.	F	B	C	G	Wt (Kg)	K	D	E	H	J	Wt (Kg)
1/4"	6	300	40	6	19	30 A/F	63	24	0.20	30 A/F	71	60	28	13	0.24
3/8"	10	250	40	8	24	34 A/F	66	28	0.26	34 A/F	77	62	33	15	0.40
1/2"	12	250	40	11	27	36 A/F	71	32	0.35	40 Dia	88	73	35	15	0.50
3/4"	20	210	25	15	32	50 Dia	90	45	0.80	55 Dia	104	83	49	19	1.00
1"	25	170	17	20	41	55 Dia	98	50	0.92	60 Dia	120	95	52	22	1.35
1 1/4"	32	**See**	15	28	50	60 Dia	102	55	1.10	63 Cast	122	92	84	52	1.58
1 1/2"	40	**Page**	12	35	55	70 Dia	111	65	1.50	78 Cast	142	104	101	63	2.76
2"	50	**2**	8	44	70	80 Dia	119	75	2.00	86 Cast	151	108	107	65	3.4

PED - Pressure Equipment Directive category.

Maximum working pressure for SEP compliance.

	Liquid		Gas	
Hazard	Low	High	Low	High
1/4"	**SEP up to maximum working pressure**			
3/8"				
1/2"				
3/4"				
1"				
1 1/4"	130 bar	63 bar	130 bar	0.5 bar
1 1/2"	110 bar	53 bar	26 bar	0.5 bar
2"	90 bar	40 bar	20 bar	0.5 bar

Carbon Steel Hydraulic Swivel Joint

Carbon Steel Hydraulic Swivel Joints are designed and manufactured to comply with the Sound Engineering Practice (SEP) category under the Pressure Equipment Directive (PED).

Maximum working pressures vary depending on the type and hazard classification of the fluid passing through the Swivel Joint, as detailed in the table on page 1.

Products supplied within the SEP category will not have a CE marking.

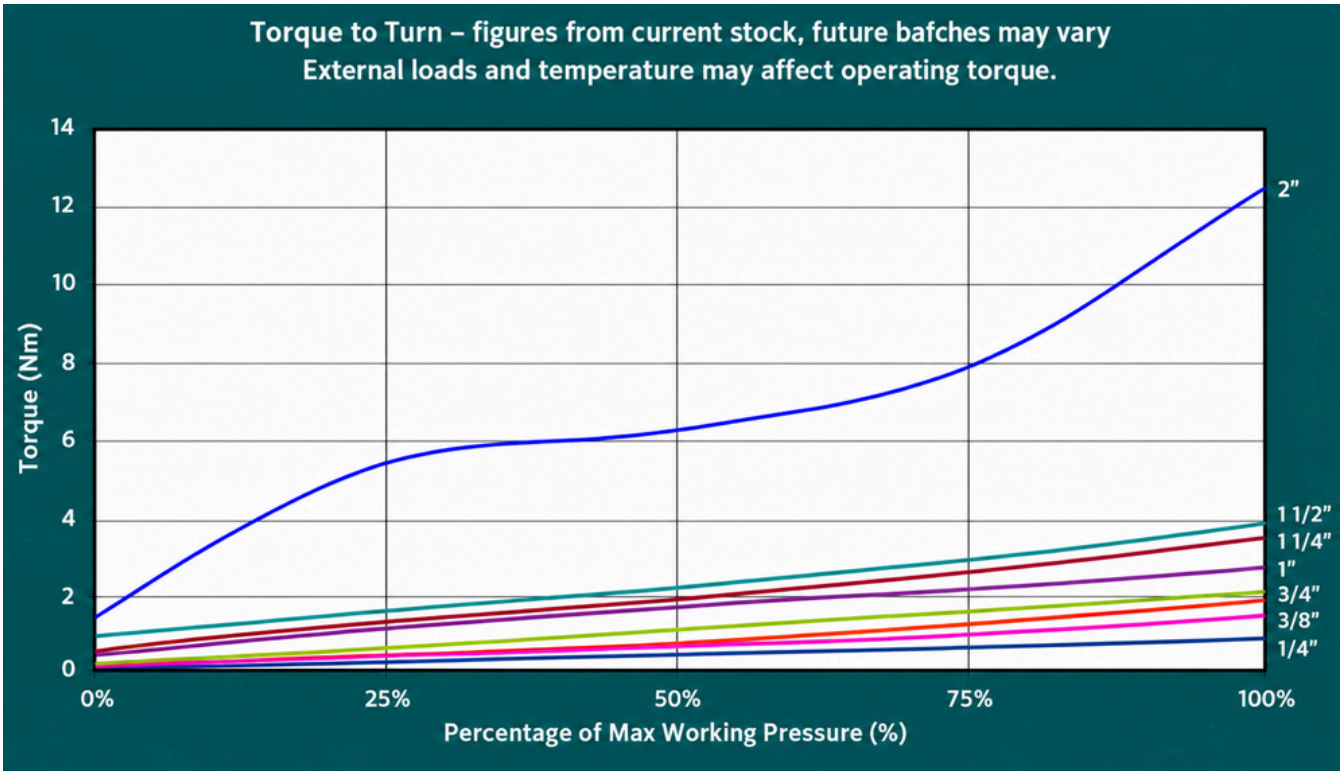

Please Enquire About Specials

Alternative materials, including 316 Stainless Steel, are available on request. Custom-engineered options include high-pressure applications, hygienic duties, multi-flow configurations and low-torque designs. Large-bore solutions are also available for applications up to 30" nominal bore.